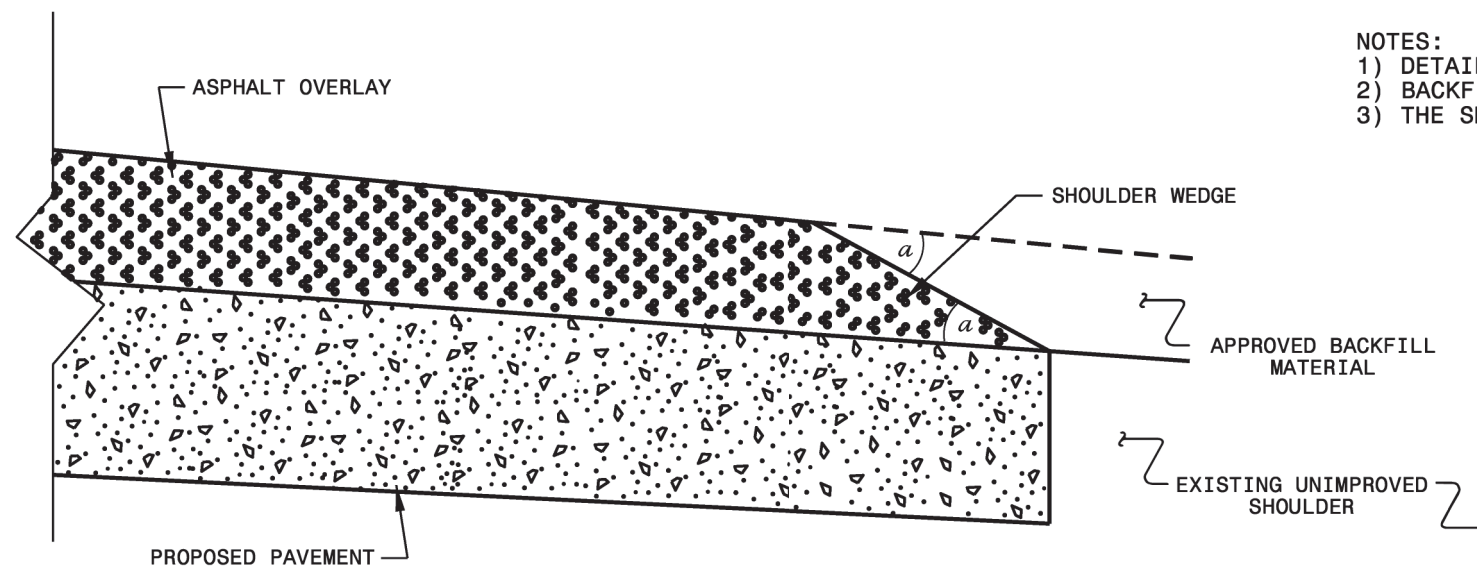
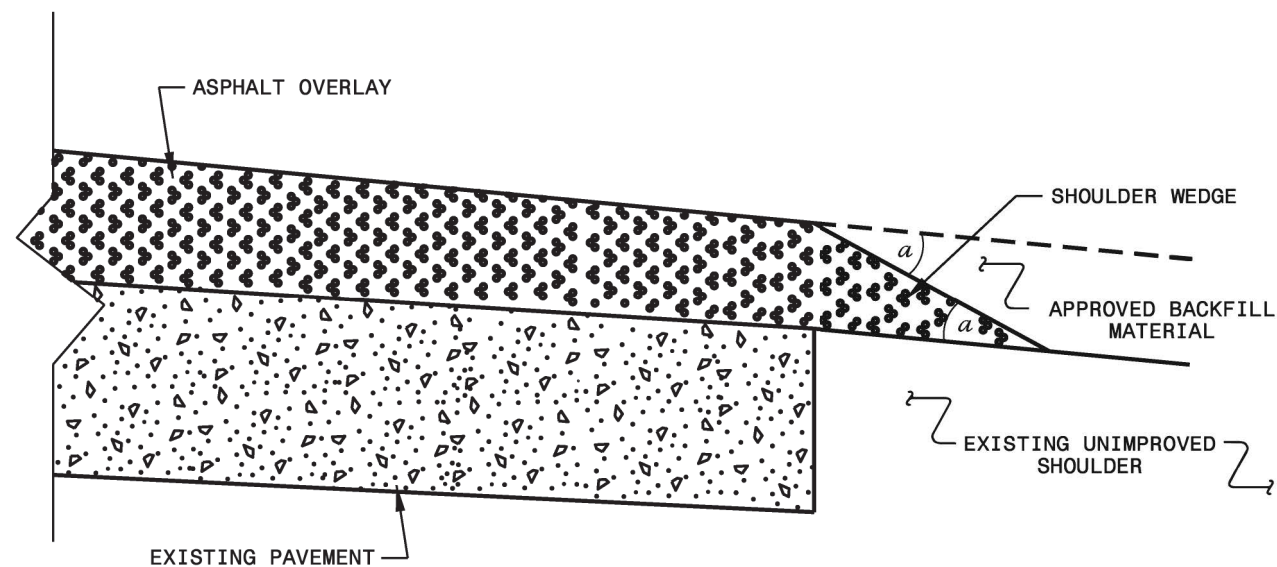


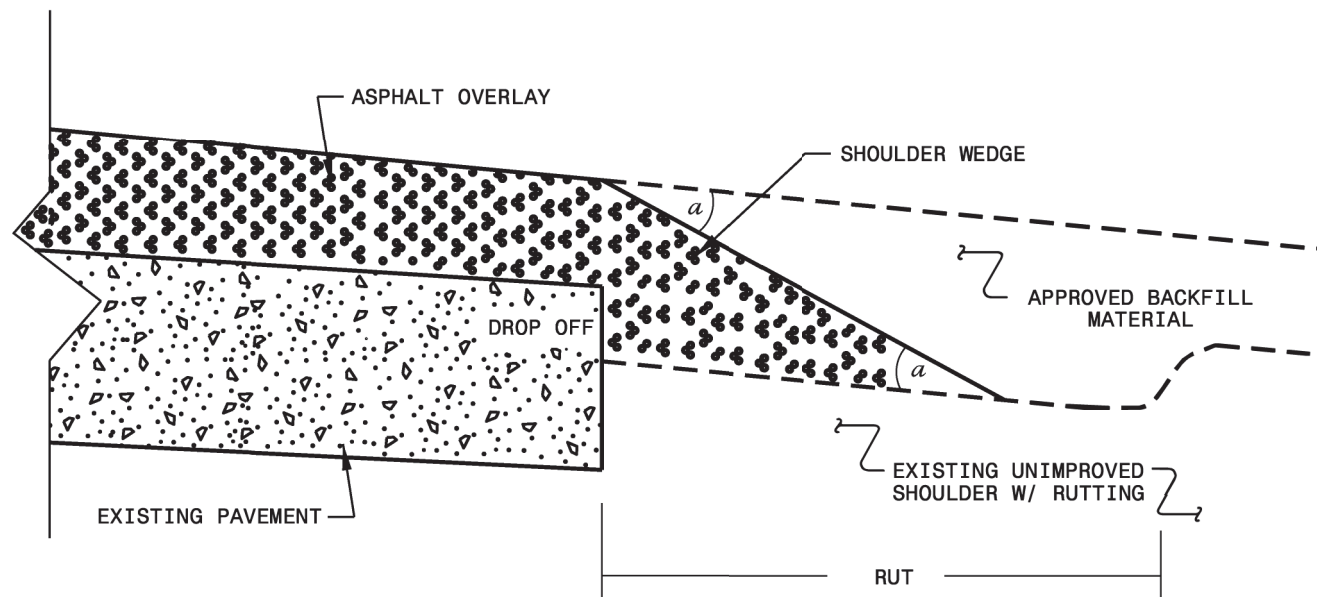
- NOTES:
- 1) DETAIL DOES NOT APPLY TO OGAFD AND ULTRA-THIN BONDED WEARING COURSE.
 - 2) BACKFILL SHOULDER WITH APPROVED MATERIAL.
 - 3) THE SHOULDER WEDGE DEVICE MAY BE DISENGAGED AT PAVED DRIVEWAYS AND SIDE STREETS.



SHOULDER WEDGE DETAIL
(Resurfacing Projects w/ Widening or
with Existing Paved Shoulder having no dropoffs)



SHOULDER WEDGE DETAIL
(Resurfacing Projects w/ NO Widening)



SHOULDER WEDGE DETAIL
(Resurfacing Adjacent to
Rutted Shoulder)

- SHOULDER WEDGE ANGLE = 30°

**CONTRACT STANDARDS
AND DEVELOPMENT UNIT**
Office 919-707-6950 FAX 919-250-4119

**SHOULDER WEDGE
DETAILS**

ORIGINAL BY: T. SPELL DATE: 7-19-11
MODIFIED BY: DATE: 10/16/12
CHECKED BY: DATE:
FILE SPEC.: s:\usr\det-alls\stand\shoulderwed_detail.dgn

SYSTEMS
DESIGN
CONSULTANTS
INCORPORATED
P.O. BOX 2100
DURHAM, NC 27702
TEL: 919-286-1000
FAX: 919-286-1001
WWW.SDCS.COM

CONTRACT: DN01134